



Air
Land
Sea
Space
Cyberspace

Innovation. In all domains.

Raytheon Parts Management

28 October 2008

Agenda

- Parts Management embedded within IPDS
- IPDS overview
 - IPDS Stages
 - IPDS Gates
- Parts Management activities by stage
- Summary

Parts Management - 30,000 Foot View


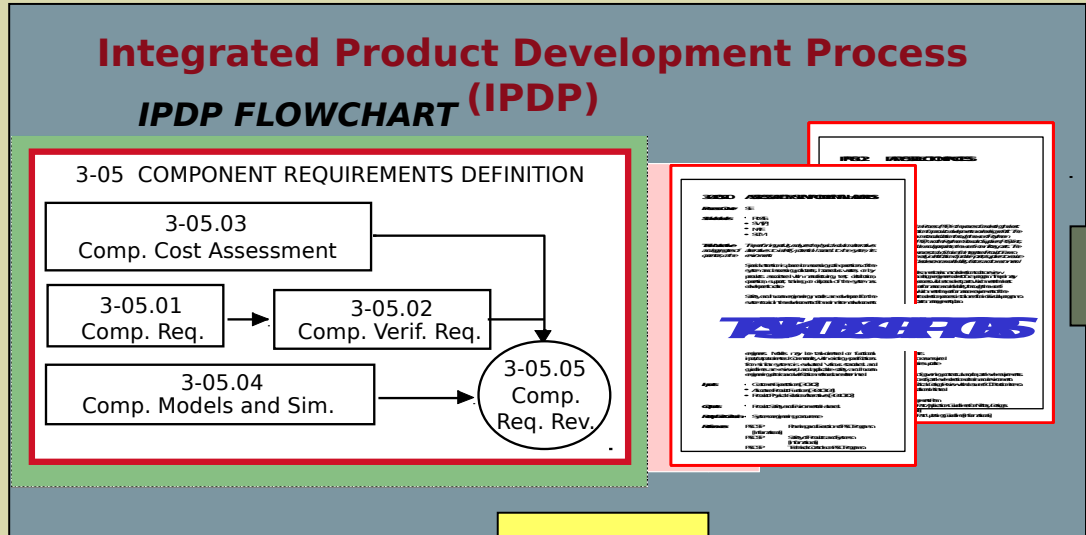
Parts Management is embedded within our Integrated Product Development System (IPDS)

- IPDS is a system of
 - Common processes
 - Process execution assets
 - Reference materials
 - Training materials
 - Deployment materials
 - Support resources
- IPDS serves as Raytheon's process framework for
 - Business capture and proposal development
 - Program planning and execution
 - Product development, manufacture and support




Structure of IPDS

Integrated Product Development System (IPDS)



RayPAL



(RayPAL - Raytheon Process Asset Library - Includes business / site Enablers)

IPDP Provides:
Common Process ("What"):

- Flow Diagrams
- Connected I/O
- Gates and Reviews
- Task Descriptors
- Links to RayPAL

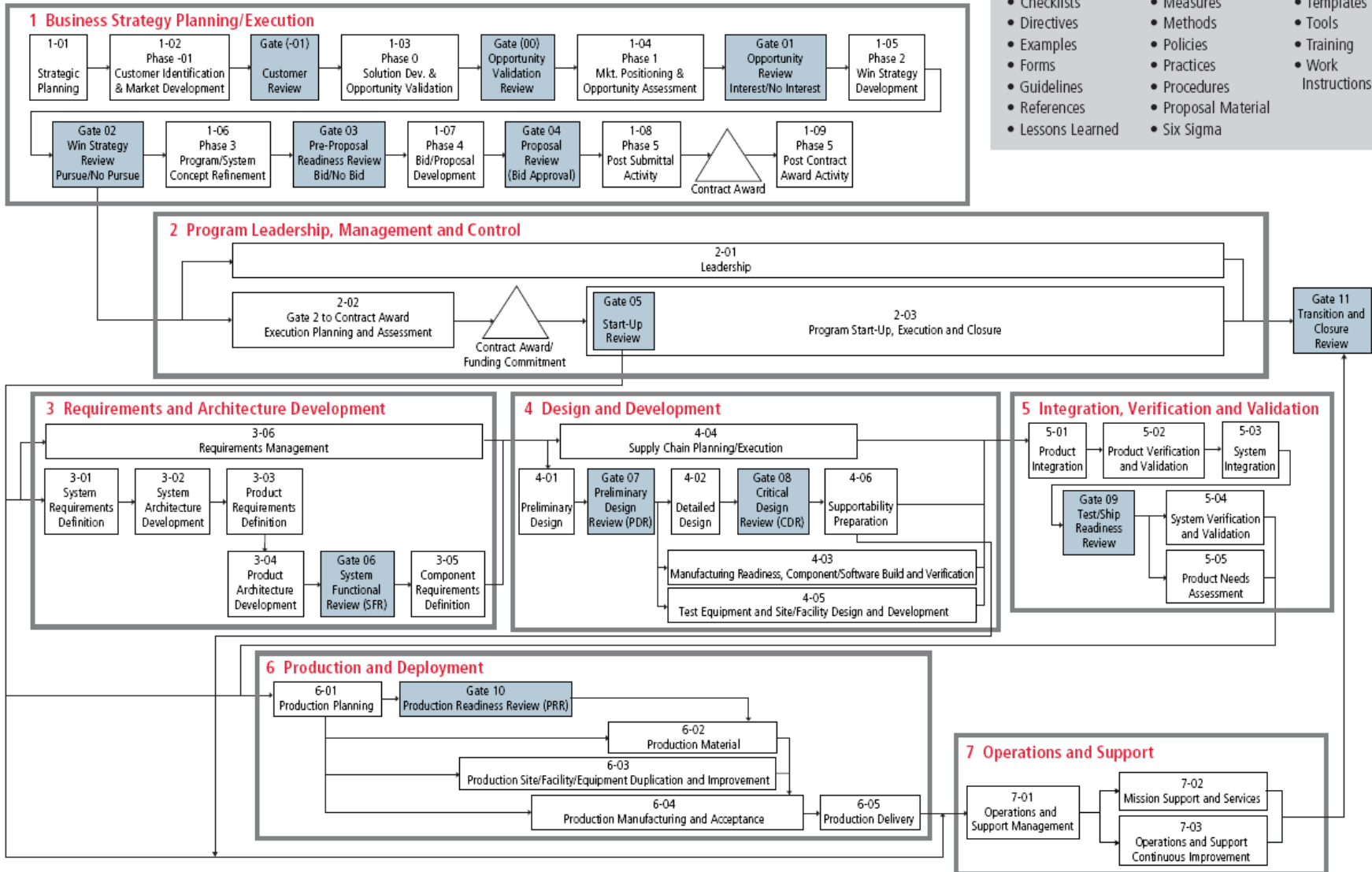
RayPAL Provides:
Common & Local Process Materials ("How To"):

- Checklists
- Templates
- Methods
- Work Instructions
- Guidelines
- Tools
- Etc.

IPDS Stages

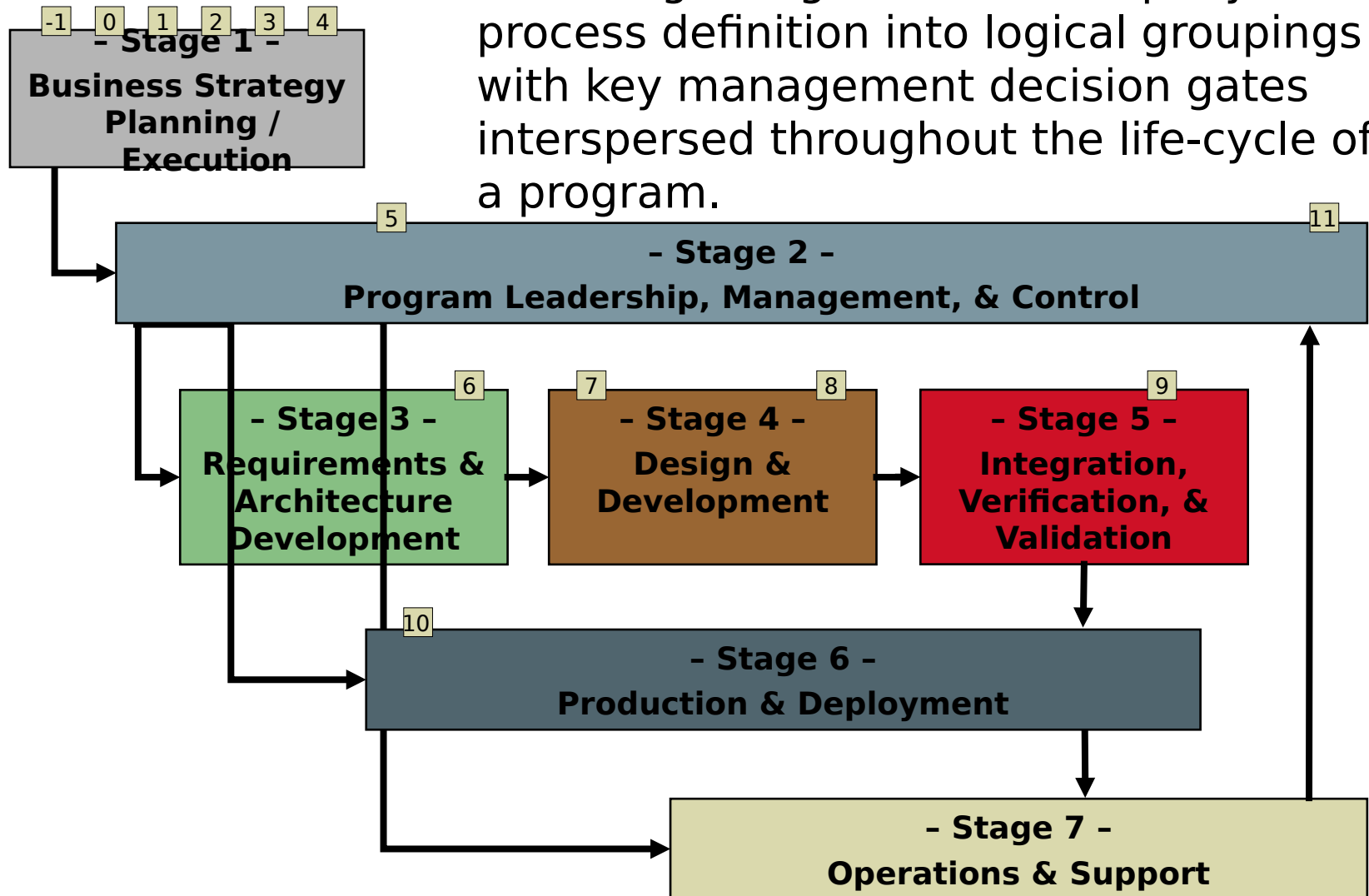
IPDS supports a wide range of enablers

- Checklists
- Directives
- Examples
- Forms
- Guidelines
- References
- Lessons Learned
- Measures
- Methods
- Policies
- Practices
- Procedures
- Proposal Material
- Six Sigma
- Templates
- Tools
- Training
- Work Instructions

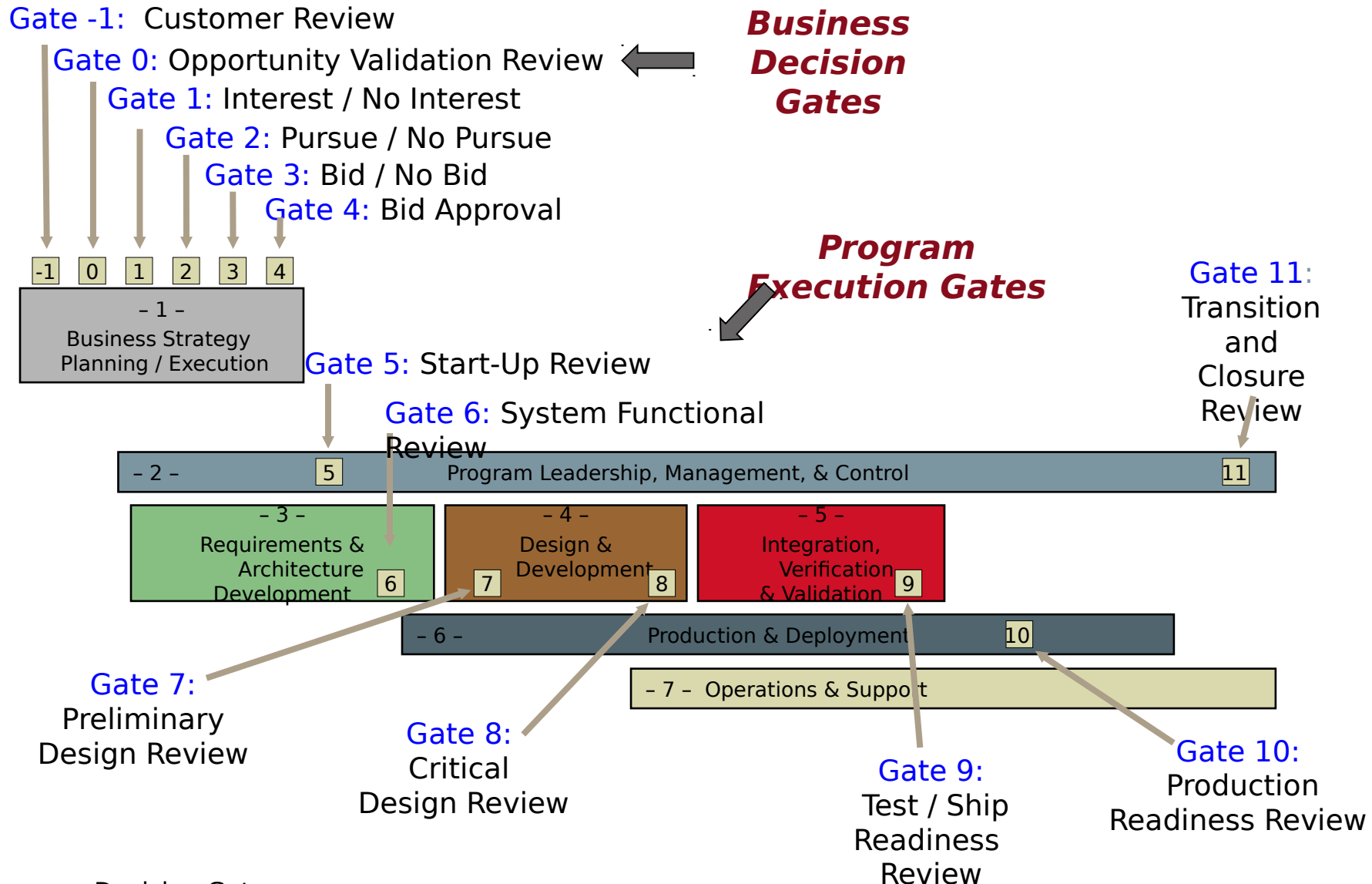


Seven Major Stages

IPDS stages organize the company process definition into logical groupings with key management decision gates interspersed throughout the life-cycle of a program.



Program Level Decision Gates



Program Decision Gates

Program Execution Decision Gates

- Decision Gates are higher-level management assessments of program maturity and readiness to proceed to the next phase
 - Each Gate is preceded by an Independent Review (IR)
- An IR is a systematic evaluation of product and project maturity, which provides input to the Decision Gate
 - Each IR has a checklist of generic topics to be evaluated during the corresponding program phase
 - Gates 5 through 11 checklists include specific Parts Management assessment items

IRs verify PM tasking completion at key milestones

Stage 1 & 2 Parts Management (PM) Highlights

- 1 - BUSINESS STRATEGY PLANNING / EXECUTION

MAJOR PM ACTIVITIES

- ❑ Identify needed reuse components, based on common architecture and business needs
- ❑ Evaluate current / imminent technologies & develop technology roadmaps
- ❑ Prepare & characterize initial BOM & identify critical items

KEY PM OUTPUTS

- ❑ Reuse Component Development Plans
- ❑ Technology Roadmaps
- ❑ Material Program Strategy

- 2 - PROGRAM LEADERSHIP MANAGEMENT & CONTROL

MAJOR PM ACTIVITIES

- ❑ Manage PM technical effort execution
 - Creation / maintenance of product development plans (e.g., Parts, Materials and Processes Plan)
 - Establish and maintain PM engineering databases and repositories
- ❑ Obtain product development plan approvals in accordance with program requirements
- ❑ Identify program execution risks due to obsolescence
- ❑ Monitor / measure PM progress against project

KEY PM OUTPUTS

- ❑ Parts, Materials and Processes Plan
- ❑ Obsolescence Management Plan
- ❑ Tin Whisker Risk Mitigation Plan
- ❑ Obsolescence Analysis Reports

Parts Management (PM) Highlights

- 3 - REQUIREMENTS & ARCHITECTURE DEVELOPMENT

MAJOR PM ACTIVITIES

- ❑ Define parts, materials, and processes design approach & requirements
 - Design criteria, parts control requirements, parts testing requirements, etc.
- ❑ Perform system level obsolescence analysis

KEY PM OUTPUTS

- ❑ Parts Requirements
- ❑ Material and Process Requirements
- ❑ Obsolescence Analysis Report

- 4 - DESIGN & DEVELOPMENT

MAJOR PM ACTIVITIES

- ❑ Generate specifications for new parts, materials, and processes
- ❑ Update approved parts, materials, and process list
- ❑ Update non-standard parts list
- ❑ Perform obsolescence analysis
- ❑ Assess and qualify suppliers

KEY PM OUTPUTS

- ❑ Material Specifications
- ❑ Part Specifications
- ❑ Non-Standard Parts Approval Requests
- ❑ Approved Parts, Materials, and Process List
- ❑ Obsolescence Analysis Report
- ❑ Supplier Assessments

05/26/

Parts Management (PM) Highlights

- 5 - INTEGRATION, VERIFICATION & VALIDATION

MAJOR PM ACTIVITIES

- ❑ Perform obsolescence analysis
- ❑ Assess BOM for cost effective / standardization replacement opportunities
- ❑ Assist corrective action issues relating to test failures

KEY PM OUTPUTS

- ❑ Obsolescence Analysis Report
- ❑ Manufacturing Technology Assessment

- 6 - PRODUCTION & DEPLOYMENT

MAJOR PM ACTIVITIES

- ❑ Perform obsolescence analysis
 - Identify alternatives / mitigation plans
- ❑ Assist corrective action issues relating to test failures

KEY PM OUTPUTS

- ❑ Obsolescence Analysis Report

- 7 - OPERATIONS & SUPPORT

MAJOR PM ACTIVITIES

- ❑ Identify / implement product support driven engineering changes

KEY PM OUTPUTS

- ❑ Engineering Change Proposal
- ❑ Provisioning Technical Data Package

Summary

- IPDS provides the framework within which our common parts management processes are integrated and deployed
- IPDS Stages organize processes into logical groupings
 - Each stage contains specific parts management functions
- Decision Gates & Independent Reviews ensure parts management processes have been satisfied
 - Proceed to next phase cannot occur without exit criteria resolution